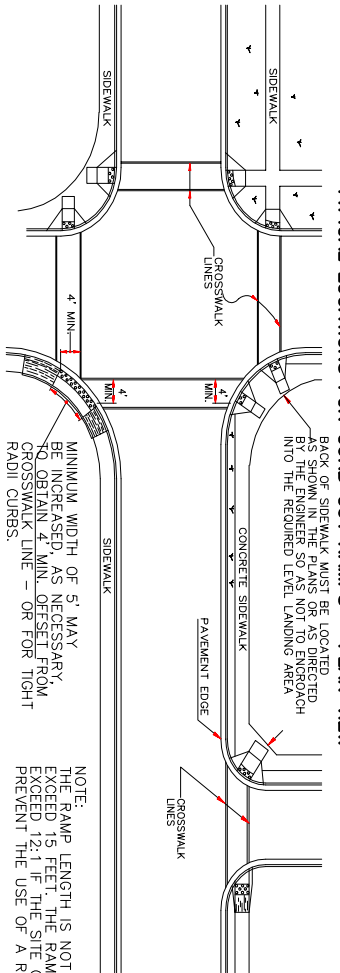


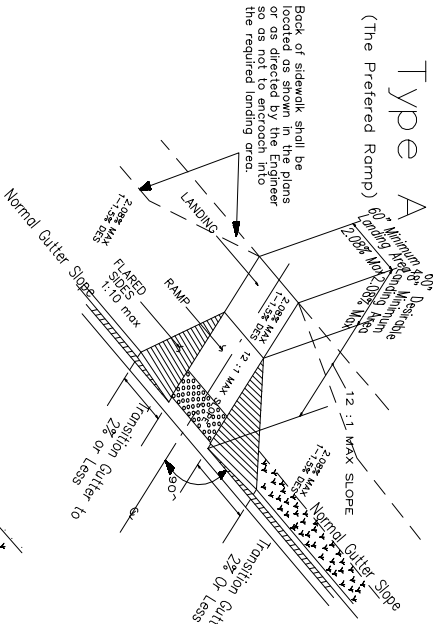
TYPICAL LOCATIONS FOR CURB CUT RAMPS - PLAN VIEW



BACK OF SIDEWALK MUST BE LOCATED AS SHOWN IN THE PLANS OR AS DIRECTED BY THE ENGINEER SO AS NOT TO ENCRUCH INTO THE REQUIRED LEVEL LANDING AREA.

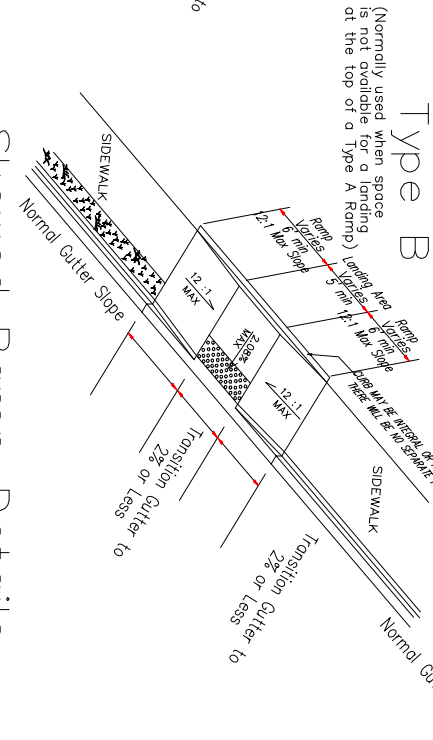
NOTE:
THE RAMP LENGTH IS NOT REQUIRED TO EXCEED 15 FEET. THE RAMP SHOULD MAY EXCEED 15 FEET IF THE SITE CONDITIONS PREVENT THE USE OF A RAMP 15 FEET LONG.

Type A



Back of sidewalk shall be located as shown in the plans or as directed by the Engineer or as directed by the Engineer to the required landing area.

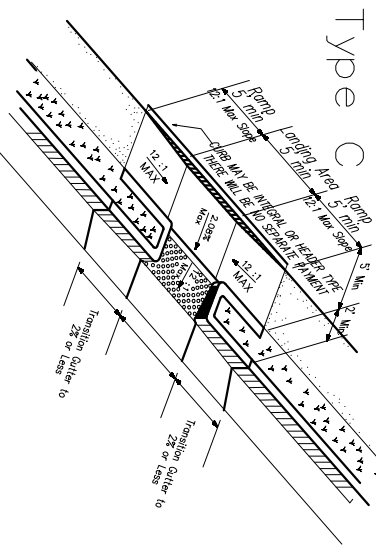
Type B



(Normally used when space is not available for a landing at the top of a Type A Ramp)

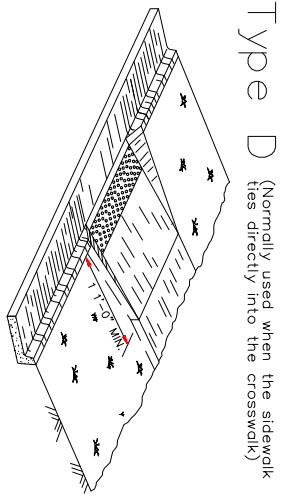
Skewed Ramp Details
(Applies to Type A & Type D Ramps Only)

WHEN THE RAMP CENTERLINE IS NOT PERPENDICULAR TO THE CURB A LEVEL LANDING AREA WITH SLOPES LESS THAN 2.08% MUST BE PROVIDED AT THE BOTTOM OF THE RAMP.
BOTTOM OF RAMP SHALL BE PERPENDICULAR TO THE RAMP CENTERLINE.



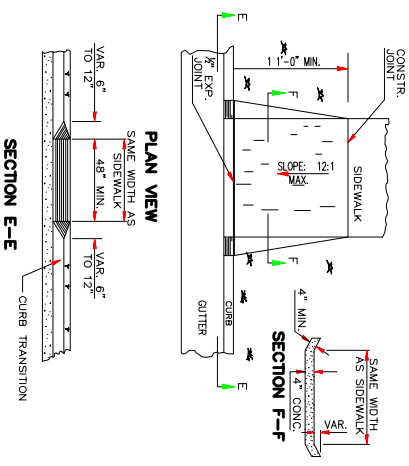
Type C

Type D



(Normally used when the sidewalk ties directly into the crosswalk)

IN AREAS WHERE THE GUTTER HAS A SLOPE 1" IN 1' END NORMAL GUTTER SLOPE AT A DISTANCE OF 6 TO 10 FEET FROM THE RAMP AND BEGIN TRANSITION TO A FLAT GUTTER SLOPE. NORMAL GUTTER SLOPE SHALL BE RESUMED AT A SIMILAR DISTANCE BEYOND THE RAMP.



FULTON COUNTY STANDARD DETAIL 312
HANDICAP RAMP DETAILS

DATE	REVISIONS	DATE	REVISIONS

DGS/DRN/CHKD:KAH
APPROVED: ALM
DATE: 4-19-05



FULTON COUNTY PUBLIC WORKS
141 PRYOR ST. ATLANTA, GA. 30303
404-612-7400 FAX: 404-730-6325

DRAWING NO. 312