

# FULTON COUNTY, GEORGIA

April 2017 FINANCIAL RESULTS

Unaudited, Cash Basis



The Board of Commissioners and County Manager have categorized County efforts into six strategic areas. These priority areas are dedicated to achieving the major goals for Fulton County Government. The Office of Strategy and Performance Management oversees establishment of key performance measures for these areas to ensure our performance is continually striving upward.

### All People are Safe



Fulton residents expect to be safe at home and work in their communities. This goal includes the justice system – from courts to jails to process cases in a fair and timely manner. These efforts also require Police and Fire rescue services in unincorporated areas to be efficient and effective, and community focused

### All People are Healthy



Creating a healthy community depends on three key factors. Healthy behaviours, the availability and quality of health care, and the environment in which we live all contribute to a healthy population. This goal includes efforts by the County's health department, various agreements under federal and state grants for health care, our subsidy to Grady Hospital, clean drinking water and sewerage treatment services, and quality of served food.

### All People are Self-Sufficient



For most adults and families, self-sufficiency means being able to meet their basic needs without any public or private assistance. Our Senior Citizen services and various human service programs all contribute to a safe space where the most vulnerable populations can receive the care and community support they need.



# Priority Areas Continued

## All People have Economic Opportunities



Fulton County plays an important role in creating the right environment to stimulate economic growth and develop an able workforce. Economic Development and transportation planning are devoted to fostering smart growth, while zoning, permitting, inspecting in unincorporated areas ensure planned growth in accordance with sound policies. Human services aimed to lifting economic opportunities throughout the County also increase the employable workforce

## All People's Lives are Culturally and Recreationally Enriched



Arts and cultural organizations, libraries, parks, and recreational facilities have positive economic, social, and quality of life impacts on a community.

## All People Trust Government is Efficient, Effective and Fiscally Sound



In order to deliver on the citizen-centric priorities above, Fulton County government must recruit and develop a competent, engaged workforce and maintain a collection of facilities, equipment and technology in a way that enables high performance. These services consist of supporting agencies and administration, along with payments on existing County obligations for growth and expansion.



# General Fund 2016 Actual Results vs. 2017 Budget

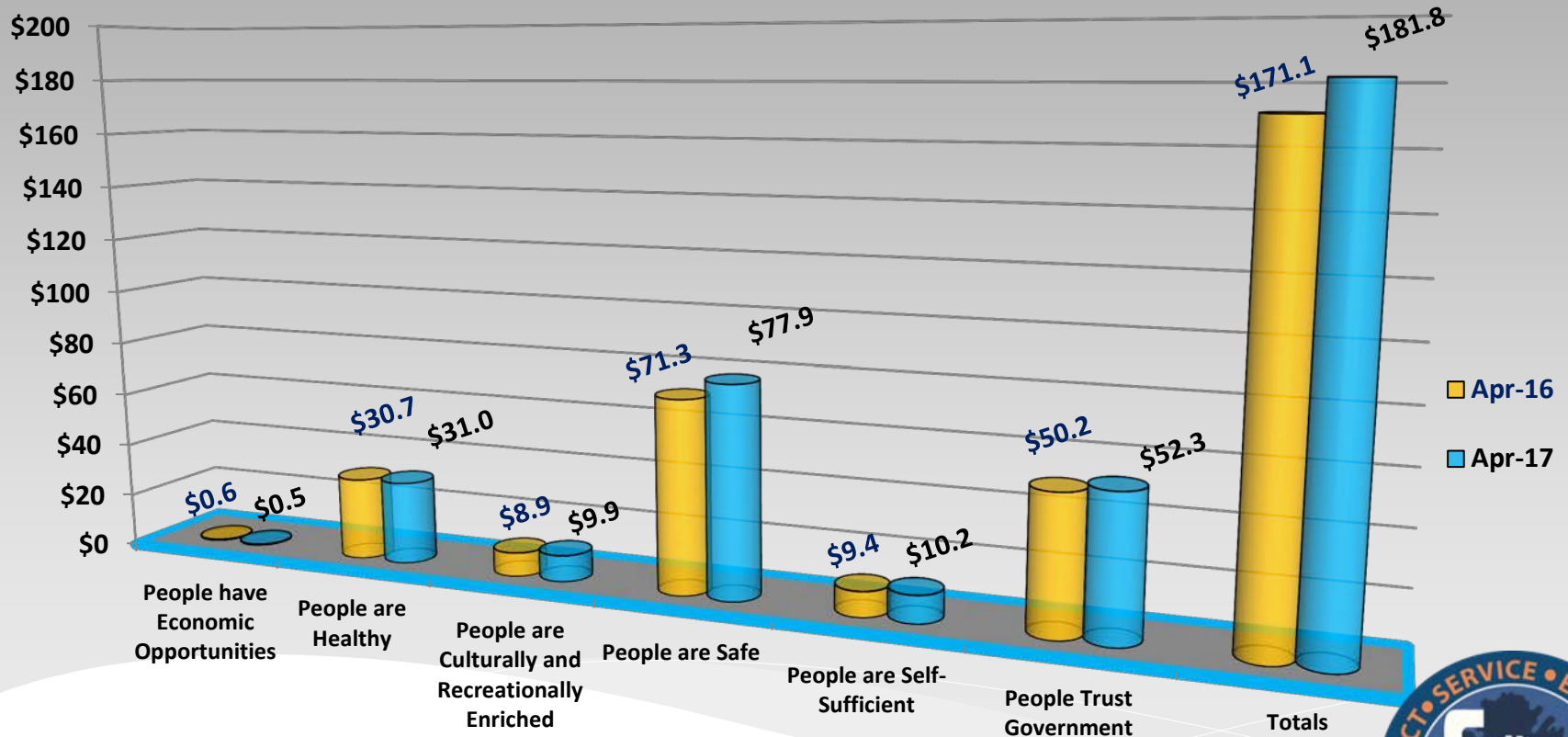
	FY2016 ACTUAL RESULTS	FY2017 FINAL BUDGET
Millage Rate	10.45 MILLS	10.45 MILLS
Revenue	\$603.6 M	\$638.0 M
Expenditures	\$629.7 M	\$662.0 M
Revenue/Expenditures Diff	-\$26.1 M	-\$24.0 M
Beginning Fund Balance	\$155.7 M	\$129.6 M
Ending Fund Balance	\$129.6 M	\$105.6 M



# Actual Spending by Strategic Areas-General Fund April YTD

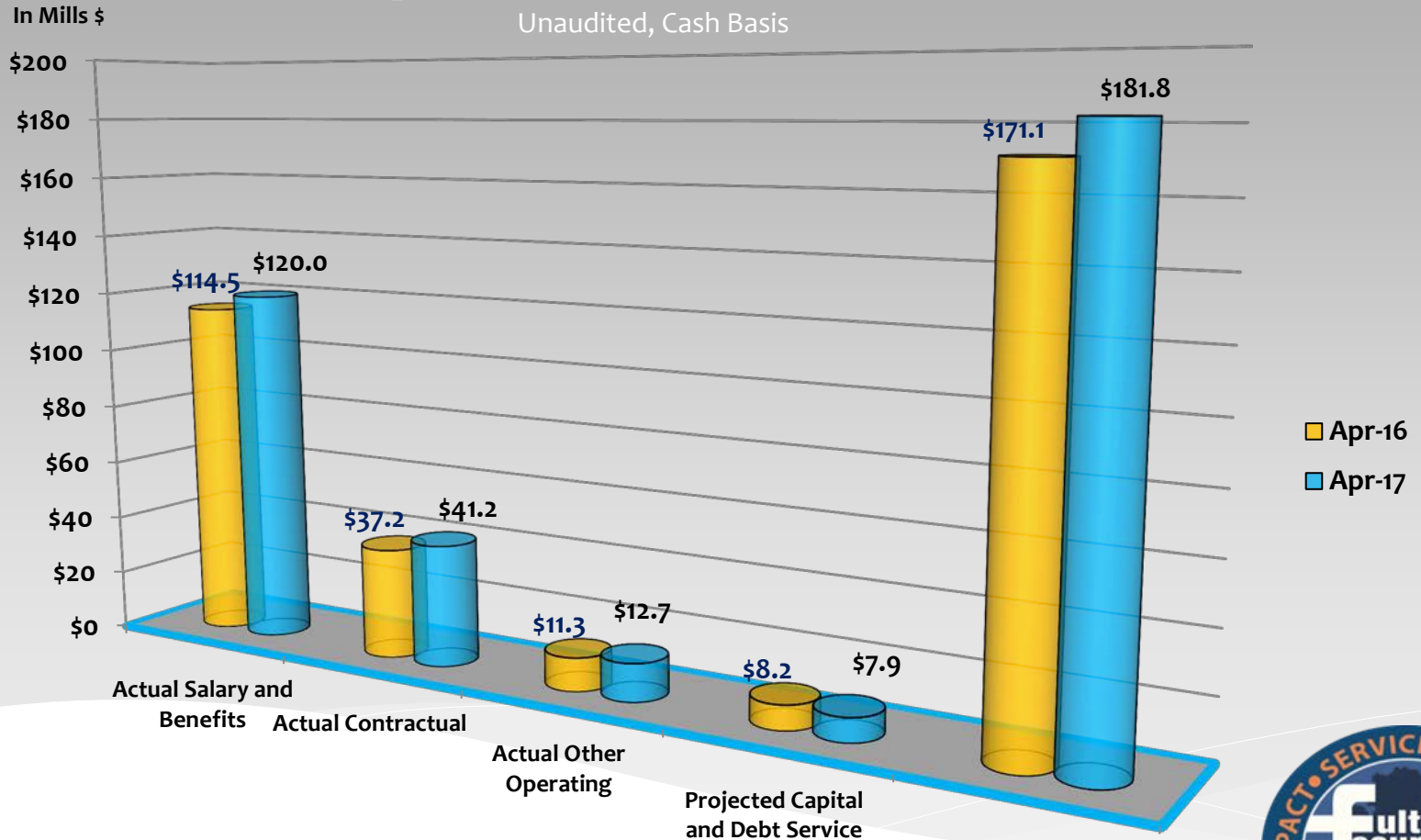
In Mills \$

Unaudited, Cash Basis



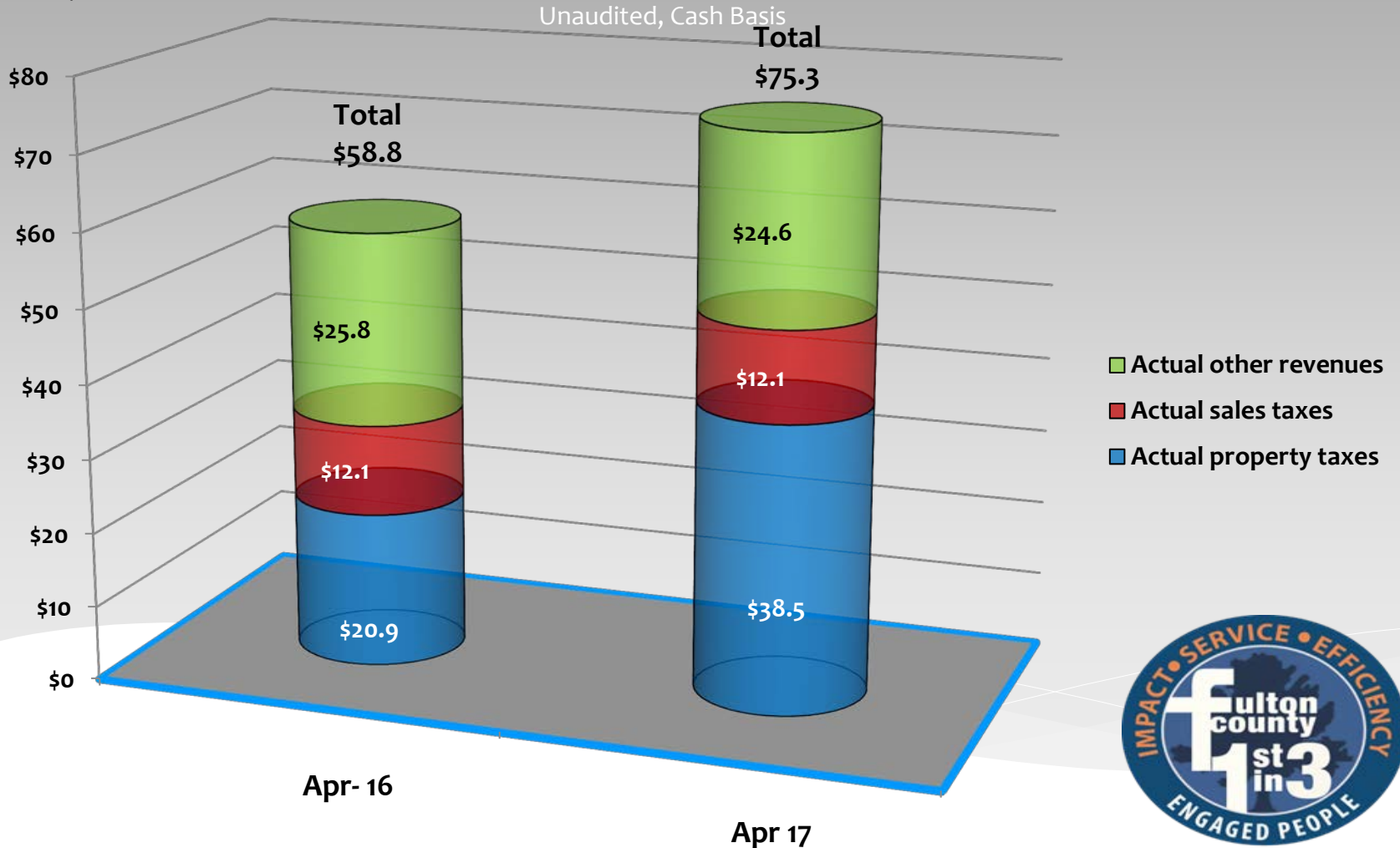
# General Fund Expenditures

## April YTD 2017



# General Fund Revenue Summary April YTD 2017

In Mills \$



# General Fund Revenue Discussion April 2017

Total General Fund revenue collections as of the end of April 2017 were higher than April 2016 by approximately \$16 million, primarily due to higher prior year tax collections of \$18 million, which were expected. Sales tax revenues were virtually consistent with last year's collections for the same period. Motor vehicle taxes when combined with the new TAVT motor taxes are lower than previous period by \$382 thousand, and penalties and interest on taxes were lower by \$900 thousand.

Other revenue categories were relatively consistent with the prior period.





# South Fulton 2016 Actual Results vs. 2017 Budget

	FY2016 ACTUAL RESULTS	FY2017 FINAL BUDGET
Millage Rate	11.579	11.579
Revenue	\$49.0 M	\$24.3 M*
Expenditures	\$53.1 M	\$28.3 M*
Revenue/Expenditures	-\$4.1 M	-\$4.0 M
Beginning Fund Balance	\$8.3 M	\$4.2 M
Ending Fund Balance	\$4.2 M	\$.2 M

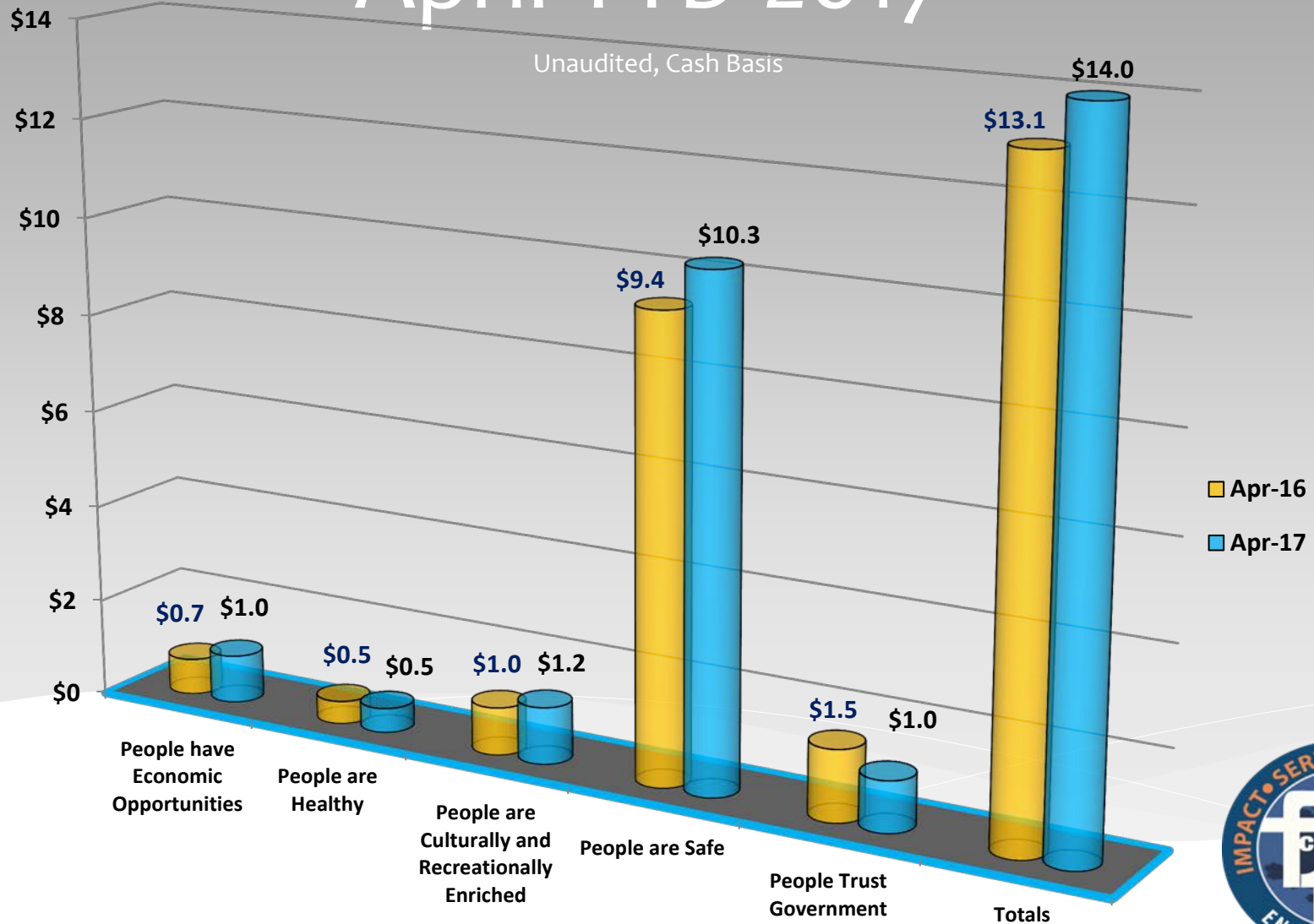
\* 2017 Revenue and expenditure budget includes only four (4) months of funding for the entire SFSSD and eight (8) months of funding for the Fulton Industrial Boulevard Corridor.



# South Fulton Strategic Spending

## April YTD 2017

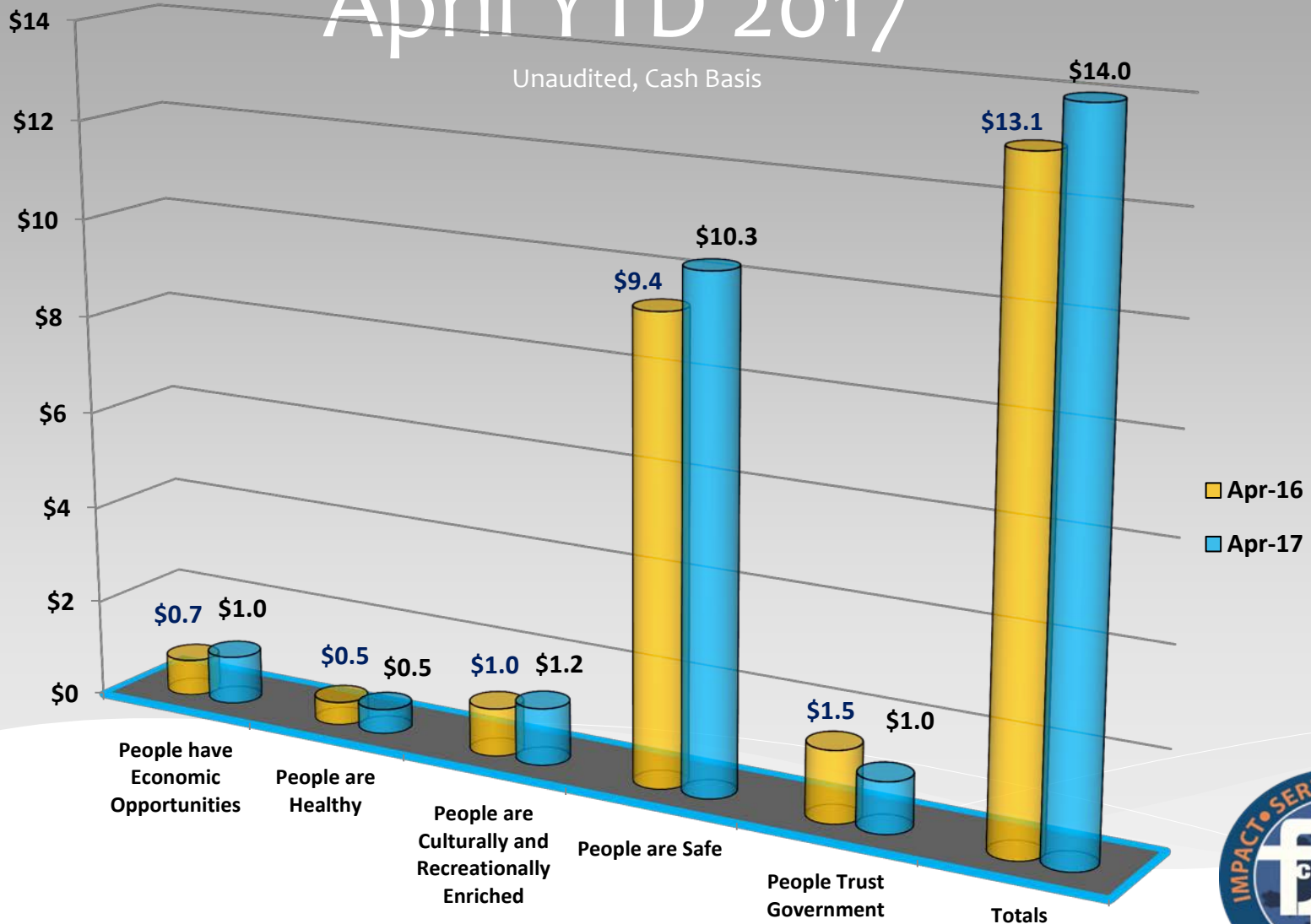
In Mils \$



# South Fulton Expenditures

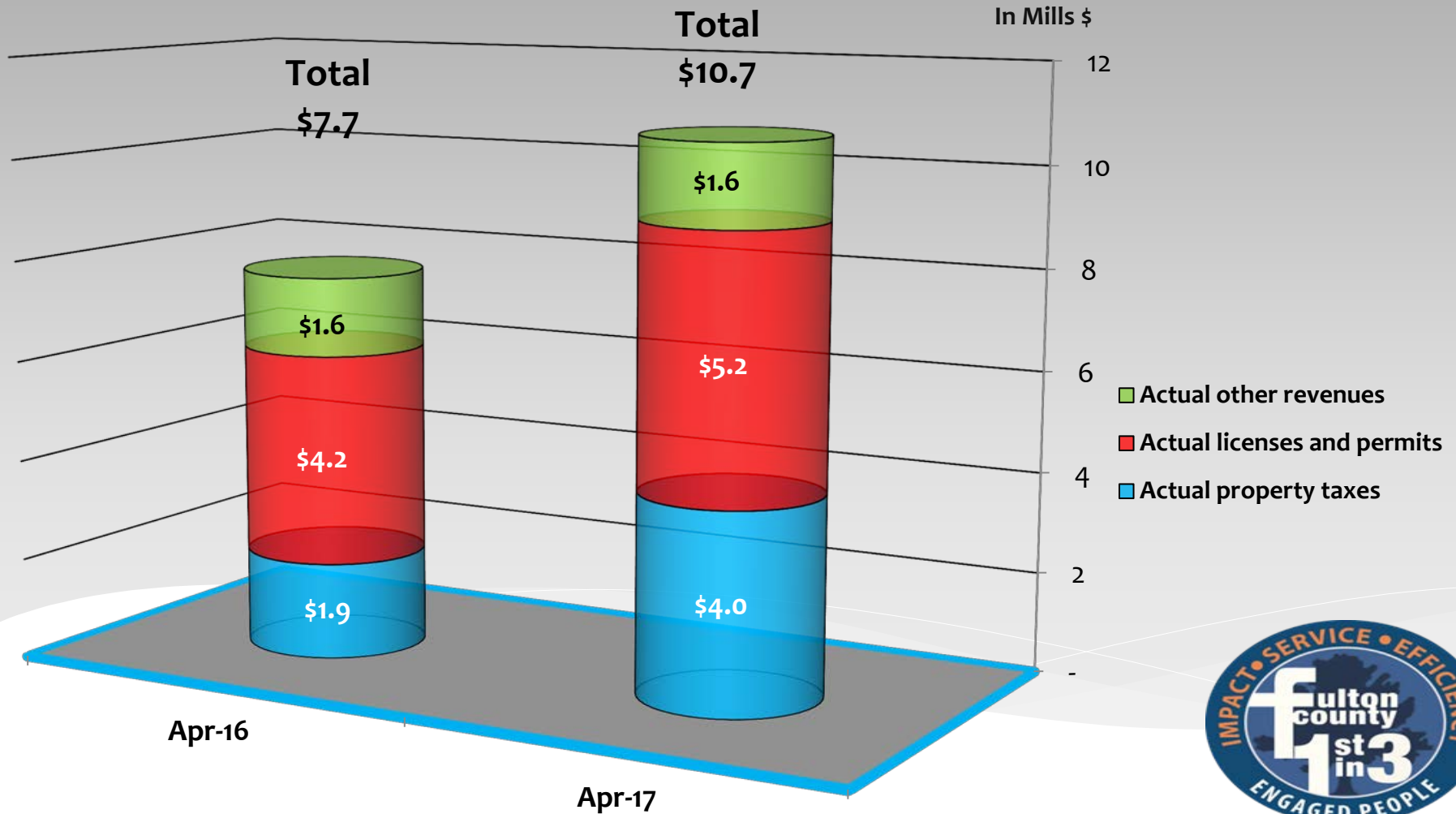
## April YTD 2017

In Mils \$



# Revenue Summary – South Fulton April YTD 2017

Unaudited, Cash Basis



# South Fulton Revenue Discussion April 2017

Revenues for the first 4 months are higher by \$3 million dollars compared to same period last year mainly as a result of higher prior year property tax collections by \$2 million, and recognition of building permit revenues recorded in April 2017 for both 2017 and 2016.

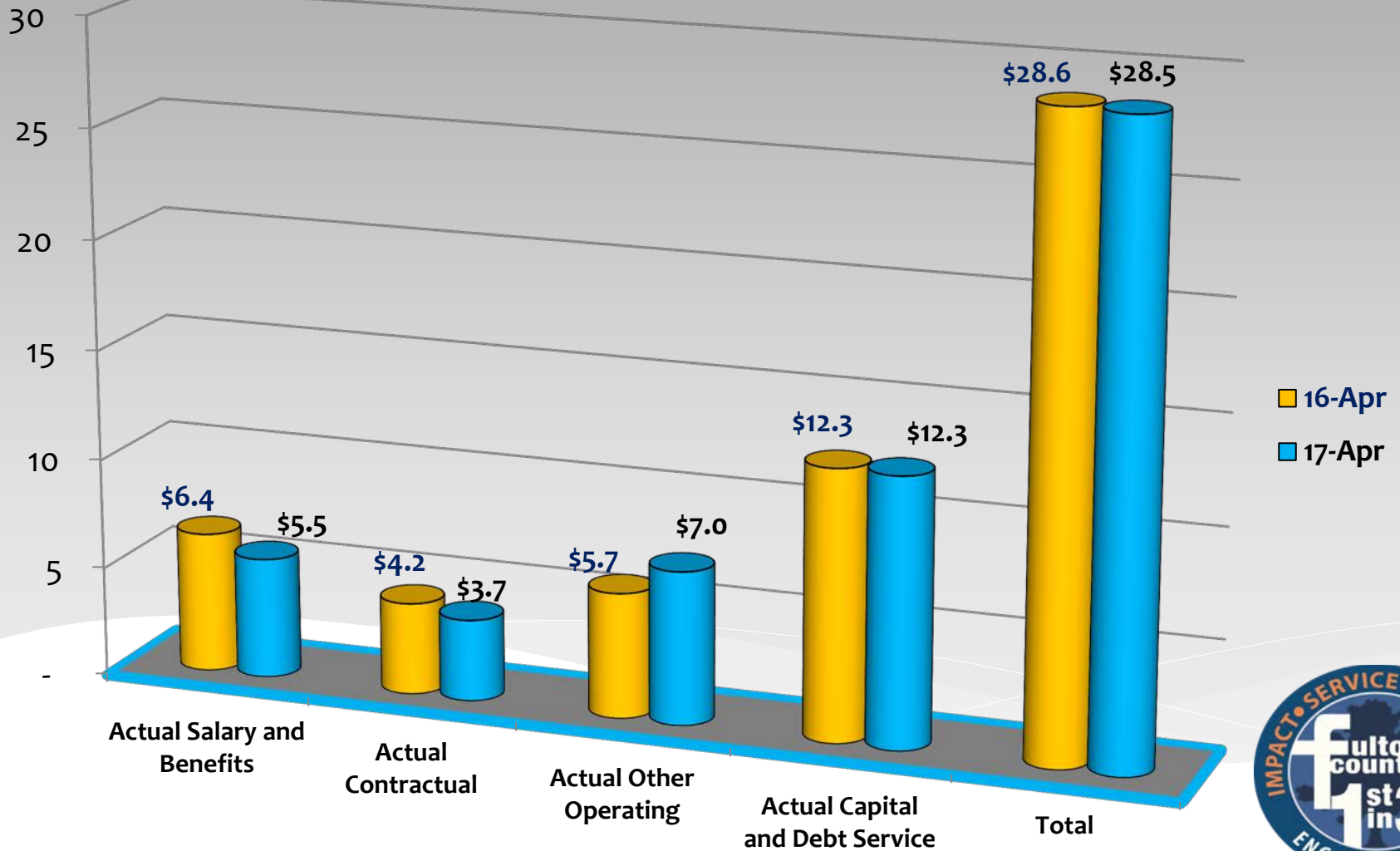
Property tax collection rate utilized for budgeted revenues remains at 94% of billings, but could slightly change based on actual results.



# Water and Sewer Expenditures April YTD 2017

In Mills \$

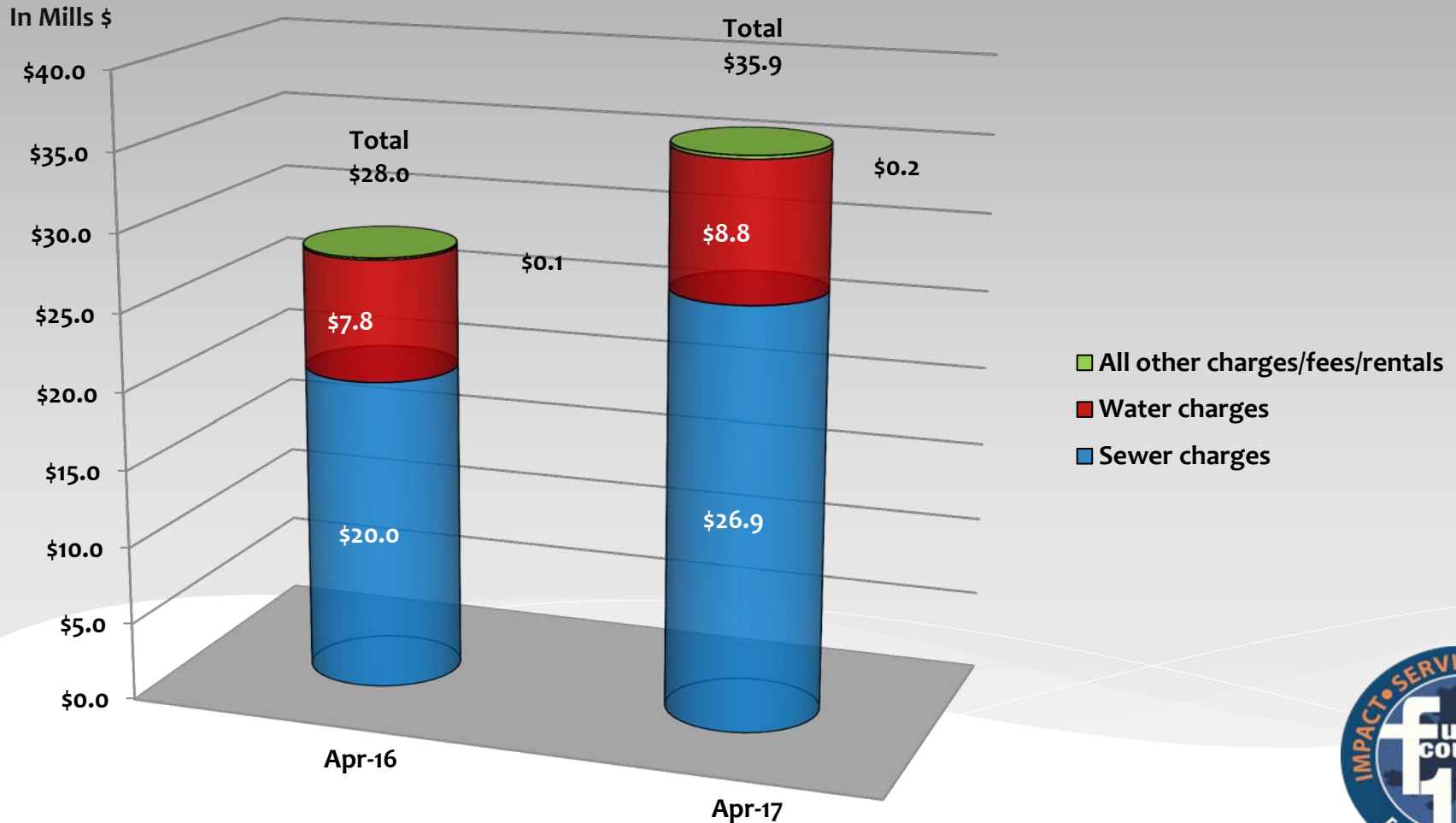
Unaudited, Cash Basis



# Water and Sewer Revenues

## April YTD 2017

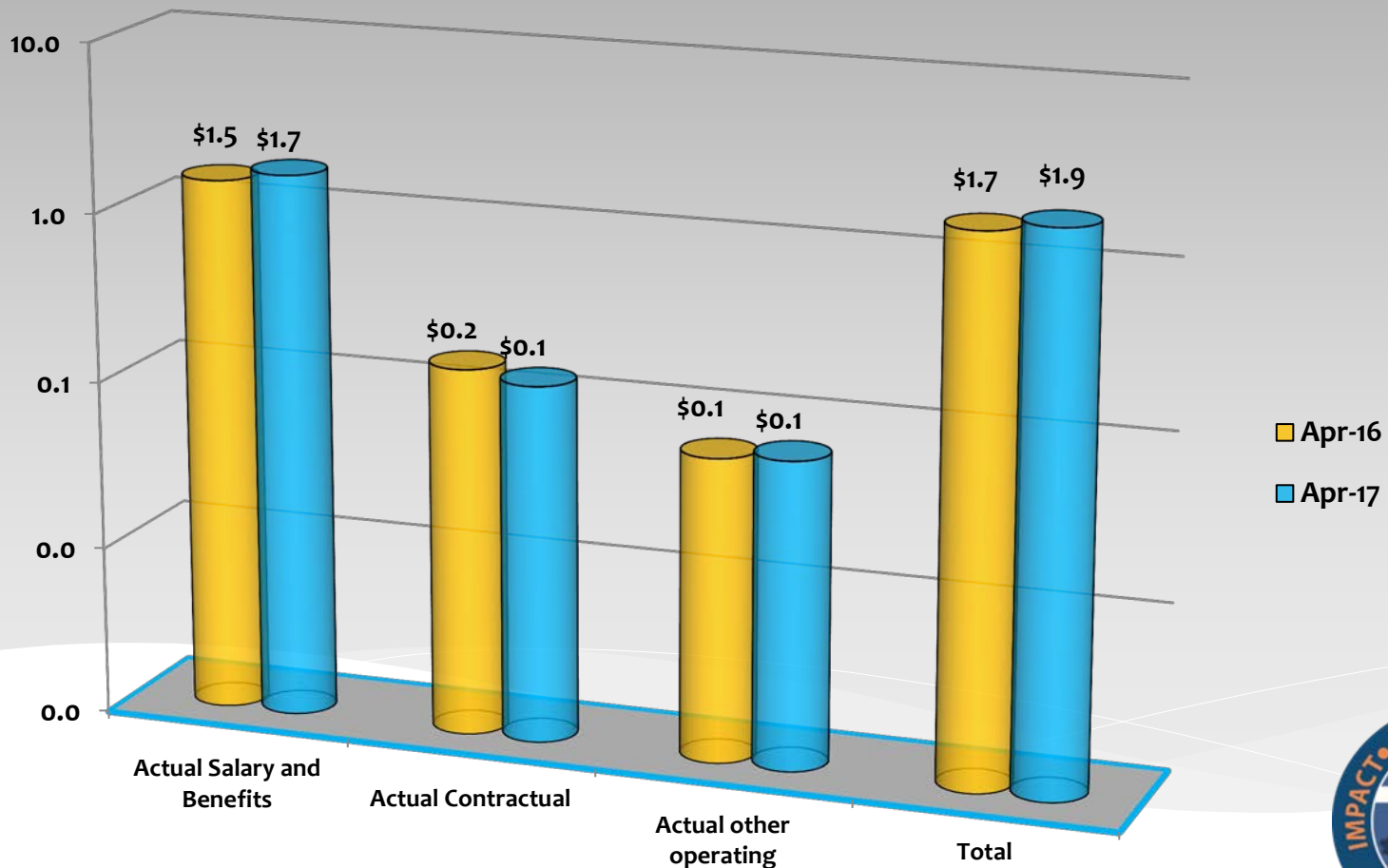
Unaudited, Cash Basis



# Emergency Services (E-911) Expenditures April YTD 2017

Unaudited, Cash Basis

In Mills \$





# Emergency Services (E-911) Revenues April YTD 2017

Unaudited, Cash Basis

